

STATEMENT OF APPROPRIATIONS, ALLOTMENTS, OBLIGATIONS, DISBURSEMENTS AND BALANCES

As at the Quarter Ending September 30, 2019

Department: Presidential Communications Operations Office (PCOO)
 Agency: Presidential Communications Operations Office (Proper)
 Operating Unit: < not applicable >
 Organization Code: 25 001 0000000
 Fund Cluster: 01 Regular Agency Fund

X	Current Year Appropriations
X	Supplemental Appropriations
	Continuing Appropriations

(e.g. UACS Fund Cluster: 01-Regular Agency Fund, 02-Foreign Assisted Projects Fund, 03-Special Account-Locally Funded/Domestic Grants Fund, and 04-Special Account-Foreign Assisted/Foreign Grants Fund)

Particulars	UACS CODE	Appropriations			Allotments			Obligations							Disbursements					Balances			
		Authorized Appropriations	Adjustments (Transfer To/From, Modifications/ Augmentations)	Adjusted Appropriations	Allotments Received	Adjustments (Reductions, Modifications/ Augmentations)	Transfer To	Transfer From	Adjusted Allotments	1st Quarter Ending March 31	2nd Quarter Ending June 30	3rd Quarter Ending Sept. 30	4th Quarter Ending Dec. 31	TOTAL	1st Quarter Ending March 31	2nd Quarter Ending June 30	3rd Quarter Ending Sept. 30	4th Quarter Ending Dec. 31	TOTAL	Unreleased Appropriations	Unobligated Allotments	Unpaid Obligations (15-20)=(23+24)	
																						Due and Demandable	Not Yet Due and Demandable
1	2	3	4	5=(3+4)	6	7	8	9	10=[(6+(-)7)-8+9]	11	12	13	14	15=[(11+12+13+14)]	16	17	18	19	20=(16+17+18+19)	21=(5-10)	22=(10-15)	23	24
SUMMARY		393,677,000.00	0.00	393,677,000.00	393,280,000.00	0.00	0.00	0.00	393,280,000.00	58,334,000.00	95,684,541.02	82,808,682.96	0.00	236,827,223.98	57,495,115.28	65,395,314.86	84,633,062.52	0.00	207,523,492.66	397,000.00	156,452,776.02	0.00	29,303,731.32
A. AGENCY SPECIFIC BUDGET		393,677,000.00	0.00	393,677,000.00	393,280,000.00	0.00	0.00	0.00	393,280,000.00	58,334,000.00	95,684,541.02	82,808,682.96	0.00	236,827,223.98	57,495,115.28	65,395,314.86	84,633,062.52	0.00	207,523,492.66	397,000.00	156,452,776.02	0.00	29,303,731.32
Personnel Services		69,179,000.00	0.00	69,179,000.00	68,782,000.00	0.00	0.00	0.00	68,782,000.00	16,759,477.19	34,707,018.95	16,257,760.40	0.00	67,724,256.54	19,107,200.51	24,719,268.37	15,667,706.23	0.00	59,494,175.11	397,000.00	1,057,743.46	0.00	8,230,081.43
Salaries and Wages	5010100000	52,633,000.00	2,870,646.85	55,503,646.85	52,633,000.00	2,870,646.85	0.00	0.00	55,503,646.85	14,796,477.26	26,287,809.48	14,419,360.11	0.00	55,503,646.85	17,192,953.26	16,664,011.05	13,799,121.01	0.00	47,656,085.32	0.00	0.00	0.00	7,847,561.53
Basic Salary - Civilian	5010101001	50,172,000.00	4,433,229.31	54,605,229.31	50,172,000.00	4,433,229.31	0.00	0.00	54,605,229.31	14,478,609.90	25,908,315.23	14,220,304.18	0.00	54,605,229.31	16,876,112.19	16,292,469.44	13,569,086.15	0.00	46,757,667.78	0.00	0.00	0.00	7,847,561.53
Salaries and Wages - Casual/Contractual	5010102000	2,461,000.00	(1,562,582.46)	898,417.54	2,461,000.00	(1,562,582.46)	0.00	0.00	898,417.54	317,867.36	381,494.25	199,055.93	0.00	898,417.54	316,841.07	371,541.61	210,034.86	0.00	898,417.54	0.00	0.00	0.00	0.00
Other Compensation	5010200000	15,622,000.00	(3,131,788.10)	12,490,211.90	15,622,000.00	(3,131,788.10)	0.00	0.00	12,490,211.90	1,696,864.77	8,153,850.51	1,596,500.00	0.00	11,447,215.28	1,696,864.77	7,829,850.51	1,592,500.00	0.00	11,119,215.28	0.00	1,042,996.62	0.00	328,000.00
PERA - Civilian	5010201001	1,296,000.00	577,684.53	1,873,684.53	1,296,000.00	577,684.53	0.00	0.00	1,873,684.53	690,364.77	709,819.76	473,500.00	0.00	1,873,684.53	690,364.77	709,819.76	469,500.00	0.00	1,869,684.53	0.00	0.00	0.00	4,000.00
Representation Allowance (RA)	5010202000	2,550,000.00	0.00	2,550,000.00	2,550,000.00	0.00	0.00	0.00	2,550,000.00	642,000.00	597,000.00	648,250.00	0.00	1,887,250.00	642,000.00	597,000.00	648,250.00	0.00	1,887,250.00	0.00	662,750.00	0.00	0.00
Transportation Allowance (TA)	5010203001	2,550,000.00	(1,465,362.13)	1,084,637.87	2,550,000.00	(1,465,362.13)	0.00	0.00	1,084,637.87	364,500.00	270,000.00	348,750.00	0.00	983,250.00	364,500.00	270,000.00	348,750.00	0.00	983,250.00	0.00	101,387.87	0.00	0.00
Clothing/Uniform Allowance - Civilian	5010204001	324,000.00	288,000.00	612,000.00	324,000.00	288,000.00	0.00	0.00	612,000.00	0.00	486,000.00	126,000.00	0.00	612,000.00	0.00	162,000.00	126,000.00	0.00	288,000.00	0.00	0.00	0.00	324,000.00
Bonus - Civilian	5010214001	4,181,000.00	(4,181,000.00)	0.00	4,181,000.00	(4,181,000.00)	0.00	0.00	0.00	0.00	0.00	0.00	0.00	0.00	0.00	0.00	0.00	0.00	0.00	0.00	0.00	0.00	0.00
Cash Gift - Civilian	5010215004	270,000.00	0.00	270,000.00	270,000.00	0.00	0.00	0.00	270,000.00	0.00	0.00	0.00	0.00	0.00	0.00	0.00	0.00	0.00	0.00	0.00	270,000.00	0.00	0.00
Productivity Enhancement Incentive - Civilian	5010299012	270,000.00	(261,141.25)	8,858.75	270,000.00	(261,141.25)	0.00	0.00	8,858.75	0.00	0.00	0.00	0.00	0.00	0.00	0.00	0.00	0.00	0.00	0.00	8,858.75	0.00	0.00
Mid-Year Bonus - Civilian	5010299036	4,181,000.00	1,910,030.75	6,091,030.75	4,181,000.00	1,910,030.75	0.00	0.00	6,091,030.75	0.00	6,091,030.75	0.00	0.00	6,091,030.75	0.00	6,091,030.75	0.00	0.00	6,091,030.75	0.00	0.00	0.00	0.00
Personnel Benefit Contributions	5010300000	401,000.00	345,241.25	746,241.25	401,000.00	345,241.25	0.00	0.00	746,241.25	257,000.00	265,358.96	223,882.29	0.00	746,241.25	208,247.32	225,406.81	258,067.22	0.00	691,721.35	0.00	0.00	0.00	54,519.90
Pag-IBIG - Civilian	5010302001	64,000.00	43,100.00	107,100.00	64,000.00	43,100.00	0.00	0.00	107,100.00	34,300.00	36,200.00	36,600.00	0.00	107,100.00	34,300.00	36,200.00	36,600.00	0.00	107,100.00	0.00	0.00	0.00	0.00
PhilHealth - Civilian	5010303001	273,000.00	261,141.25	534,141.25	273,000.00	261,141.25	0.00	0.00	534,141.25	188,200.00	181,058.96	164,882.29	0.00	534,141.25	138,447.32	161,056.81	184,667.22	0.00	478,621.35	0.00	0.00	0.00	54,519.90
ECIP - Civilian	5010304001	64,000.00	41,000.00	105,000.00	64,000.00	41,000.00	0.00	0.00	105,000.00	34,500.00	48,100.00	22,400.00	0.00	105,000.00	34,500.00	33,700.00	36,800.00	0.00	105,000.00	0.00	0.00	0.00	0.00
Other Personnel Benefits	5010400000	523,000.00	(84,100.00)	438,900.00	523,000.00	(84,100.00)	0.00	0.00	438,900.00	9,135.16	0.00	18,018.00	0.00	27,153.16	9,135.16	0.00	18,018.00	0.00	27,153.16	397,000.00	14,746.84	0.00	0.00
Terminal Leave Benefits - Civilian	5010403001	397,000.00	0.00	397,000.00	397,000.00	0.00	0.00	0.00	397,000.00	0.00	0.00	0.00	0.00	0.00	0.00	0.00	0.00	0.00	0.00	397,000.00	0.00	0.00	0.00
Lump-sum for Step Increments - Length of	5010499010	126,000.00	(84,100.00)	41,900.00	126,000.00	(84,100.00)	0.00	0.00	41,900.00	9,135.16	0.00	18,018.00	0.00	27,153.16	9,135.16	0.00	18,018.00	0.00	27,153.16	0.00	14,746.84	0.00	0.00
Maintenance and Other Operating Expenses		300,334,000.00	0.00	300,334,000.00	300,334,000.00	0.00	0.00	0.00	300,334,000.00	41,574,522.81	60,977,522.07	66,550,922.56	0.00	169,102,967.44	38,387,914.77	40,676,046.49	68,965,356.29	0.00	148,029,317.55	0.00	131,231,032.56	0.00	21,073,649.89
Traveling Expenses	5020100000	78,781,000.00	0.00	78,781,000.00	78,781,000.00	0.00	0.00	0.00	78,781,000.00	12,114,454.25	19,903,078.97	26,011,523.85	0.00	58,029,057.07	9,897,124.73	14,436,249.03	24,345,071.50	0.00	48,678,445.26	0.00	20,751,942.93	0.00	6,350,611.81
Traveling Expenses - Local	5020101000	17,527,000.00	2,685,183.23	20,212,183.23	17,527,000.00	2,685,183.23	0.00	0.00	20,212,183.23	5,563,354.49	6,154,199.59	8,494,629.15	0.00	20,212,183.23	3,547,040.80	1,360,245.94	5,971,616.21	0.00	10,876,902.95	0.00	0.00	0.00	6,333,280.28
Traveling Expenses - Foreign	5020102000	61,254,000.00	(2,685,183.23)	58,568,816.77	61,254,000.00	(2,685,183.23)	0.00	0.00	58,568,816.77	6,551,099.76	13,748,879.38	17,516,894.70	0.00	37,816,873.84	6,350,083.93	13,076,003.09	18,373,455.29	0.00	37,798,542.31	0.00	20,751,942.93	0.00	17,331.53

Department: Presidential Communications Operations Office (PCOO)
 Agency: Presidential Communications Operations Office (Proper)
 Operating Unit: < not applicable >
 Organization Code: 25 001 0000000
 Fund Cluster: 01 Regular Agency Fund

X	Current Year Appropriations
X	Supplemental Appropriations
	Continuing Appropriations

(e.g. UACS Fund Cluster: 01-Regular Agency Fund, 02-Foreign Assisted Projects Fund, 03-Special Account-Locally Funded/Domestic Grants Fund, and 04-Special Account-Foreign Assisted/Foreign Grants Fund)

Particulars	UACS CODE	Appropriations				Allotments				Obligations					Disbursements					Balances			
		Authorized Appropriations	Adjustments (Transfer To/From, Modifications/Augmentations)	Adjusted Appropriations	Allotments Received	Adjustments (Reductions, Modifications/Augmentations)	Transfer To	Transfer From	Adjusted Allotments	1st Quarter Ending March 31	2nd Quarter Ending June 30	3rd Quarter Ending Sept. 30	4th Quarter Ending Dec. 31	TOTAL	1st Quarter Ending March 31	2nd Quarter Ending June 30	3rd Quarter Ending Sept. 30	4th Quarter Ending Dec. 31	TOTAL	Unreleased Appropriations	Unobligated Allotments	Unpaid Obligations (15-20)+(23+24)	
																						Due and Demandable	Not Yet Due and Demandable
1	2	3	4	5=(3+4)	6	7	8	9	10=[(6+(-7) -8+9)]	11	12	13	14	15=[(11+12+13+14)]	16	17	18	19	20=[(16+17+18+19)]	21=(5-10)	22=(10-15)	23	24
Training and Scholarship Expenses	5020200000	16,502,000.00	0.00	16,502,000.00	16,502,000.00	0.00	0.00	0.00	16,502,000.00	429,870.00	981,967.18	4,255,688.69	0.00	5,647,625.87	429,870.00	349,260.18	4,295,431.69	0.00	5,074,661.87	0.00	10,854,374.13	0.00	572,964.00
Training Expenses	5020201002	16,502,000.00	0.00	16,502,000.00	16,502,000.00	0.00	0.00	0.00	16,502,000.00	429,870.00	981,967.18	4,255,688.69	0.00	5,647,625.87	429,870.00	349,260.18	4,295,431.69	0.00	5,074,661.87	0.00	10,854,374.13	0.00	572,964.00
Supplies and Materials Expenses	5020300000	16,781,000.00	0.00	16,781,000.00	16,781,000.00	0.00	0.00	0.00	16,781,000.00	2,225,989.89	2,143,479.28	2,905,887.79	0.00	7,275,356.96	1,839,203.26	1,721,783.14	3,043,335.62	0.00	6,704,322.02	0.00	9,505,643.04	0.00	571,034.94
ICT Office Supplies	5020301001	34,000.00	0.00	34,000.00	34,000.00	0.00	0.00	0.00	34,000.00	0.00	0.00	0.00	0.00	0.00	0.00	0.00	0.00	0.00	0.00	0.00	34,000.00	0.00	0.00
Office Supplies Expenses	5020301002	12,248,000.00	0.00	12,248,000.00	12,248,000.00	0.00	0.00	0.00	12,248,000.00	1,078,281.60	1,199,413.64	1,350,628.40	0.00	3,628,323.64	785,494.97	952,096.24	1,403,882.03	0.00	3,141,453.24	0.00	8,619,676.36	0.00	486,870.40
Fuel, Oil and Lubricants Expenses	5020309000	4,499,000.00	0.00	4,499,000.00	4,499,000.00	0.00	0.00	0.00	4,499,000.00	1,147,708.29	944,065.64	1,555,259.39	0.00	3,647,033.32	1,153,708.29	769,686.90	1,639,473.59	0.00	3,562,868.78	0.00	851,956.68	0.00	84,164.54
Utility Expenses	5020400000	7,141,000.00	0.00	7,141,000.00	7,141,000.00	0.00	0.00	0.00	7,141,000.00	1,720,716.04	2,554,712.81	1,866,245.20	0.00	6,141,674.05	1,704,275.27	1,792,821.58	2,602,807.21	0.00	6,099,904.06	0.00	999,326.15	0.00	41,769.79
Water Expenses	5020401000	1,256,000.00	(180,307.96)	1,075,692.04	1,256,000.00	(180,307.96)	0.00	0.00	1,075,692.04	21,935.36	28,300.89	26,129.64	0.00	76,365.89	21,382.46	24,808.49	29,607.64	0.00	75,798.59	0.00	999,326.15	0.00	567.30
Electricity Expenses	5020402000	5,885,000.00	180,307.96	6,065,307.96	5,885,000.00	180,307.96	0.00	0.00	6,065,307.96	1,698,780.69	2,526,411.72	1,840,115.56	0.00	6,065,307.96	1,682,892.81	1,798,013.09	2,573,196.57	0.00	6,024,105.47	0.00	0.00	0.00	41,202.49
Communication Expenses	5020500000	34,310,000.00	0.00	34,310,000.00	34,310,000.00	0.00	0.00	0.00	34,310,000.00	5,996,967.18	7,358,378.47	6,190,793.13	0.00	19,548,138.78	5,926,972.35	2,790,497.83	5,730,602.64	0.00	18,450,072.82	0.00	14,763,861.22	0.00	1,096,065.96
Postage and Courier Services	5020501000	109,000.00	0.00	109,000.00	109,000.00	0.00	0.00	0.00	109,000.00	11,881.00	11,284.00	11,881.00	0.00	43,077.00	19,912.00	2,401.00	11,881.00	0.00	34,194.00	0.00	65,923.00	0.00	8,883.00
Mobile	5020502001	4,694,000.00	(451,730.27)	4,242,269.73	4,694,000.00	(451,730.27)	0.00	0.00	4,242,269.73	827,009.23	521,378.43	1,162,274.19	0.00	2,510,661.85	775,907.90	574,029.77	1,090,548.74	0.00	2,440,486.41	0.00	1,731,607.88	0.00	70,175.44
Landline	5020502002	1,862,000.00	451,730.27	2,313,730.27	1,862,000.00	451,730.27	0.00	0.00	2,313,730.27	403,203.67	600,854.10	403,203.67	0.00	2,327,730.27	1,323,672.50	396,951.47	599,952.25	0.00	2,322,576.22	0.00	(14,000.00)	0.00	5,154.05
Internet Subscription Expenses	5020503000	3,474,000.00	0.00	3,474,000.00	3,474,000.00	0.00	0.00	0.00	3,474,000.00	71,142.50	736,941.25	386,301.72	0.00	1,194,285.47	55,498.00	829,262.00	309,525.47	0.00	1,194,285.47	0.00	2,279,714.53	0.00	0.00
Cable, Satellite, Telegraph and Radio	5020504000	24,171,000.00	0.00	24,171,000.00	24,171,000.00	0.00	0.00	0.00	24,171,000.00	3,755,230.95	5,488,020.69	4,227,132.55	0.00	13,470,384.19	3,753,981.95	985,853.59	7,718,695.18	0.00	12,458,530.72	0.00	10,700,615.81	0.00	1,011,853.47
Confidential, Intelligence and Extraordinary	5021000000	2,928,000.00	0.00	2,928,000.00	2,928,000.00	0.00	0.00	0.00	2,928,000.00	206,866.29	195,792.67	272,151.36	0.00	674,810.32	206,866.29	160,994.34	289,046.48	0.00	656,910.09	0.00	2,253,189.68	0.00	17,000.23
Extraordinary and Miscellaneous Expenses	5021003000	2,928,000.00	0.00	2,928,000.00	2,928,000.00	0.00	0.00	0.00	2,928,000.00	206,866.29	195,792.67	272,151.36	0.00	674,810.32	206,866.29	160,994.34	289,046.48	0.00	656,910.09	0.00	2,253,189.68	0.00	17,000.23
Professional Services	5021100000	17,344,000.00	0.00	17,344,000.00	17,344,000.00	0.00	0.00	0.00	17,344,000.00	3,452,004.19	3,501,298.17	5,083,063.75	0.00	12,036,366.11	3,450,484.19	3,076,468.40	4,423,230.83	0.00	10,950,183.42	0.00	5,307,833.89	0.00	1,086,162.69
Consultancy Services	5021103002	17,344,000.00	0.00	17,344,000.00	17,344,000.00	0.00	0.00	0.00	17,344,000.00	3,452,004.19	3,501,298.17	5,083,063.75	0.00	12,036,366.11	3,450,484.19	3,076,468.40	4,423,230.83	0.00	10,950,183.42	0.00	5,307,833.89	0.00	1,086,162.69
General Services	5021200000	8,060,000.00	0.00	8,060,000.00	8,060,000.00	0.00	0.00	0.00	8,060,000.00	971,179.35	1,475,504.23	1,499,470.19	0.00	3,946,153.77	971,179.35	983,000.09	1,991,974.33	0.00	3,946,153.77	0.00	4,113,846.23	0.00	0.00
Janitorial Services	5021202000	3,687,000.00	0.00	3,687,000.00	3,687,000.00	0.00	0.00	0.00	3,687,000.00	423,268.87	653,638.51	665,604.47	0.00	1,742,511.85	423,268.87	435,089.61	884,153.37	0.00	1,742,511.85	0.00	1,844,486.15	0.00	0.00
Security Services	5021203000	4,248,000.00	0.00	4,248,000.00	4,248,000.00	0.00	0.00	0.00	4,248,000.00	547,910.48	821,865.72	833,866.72	0.00	2,203,641.92	547,910.48	547,910.48	1,107,820.96	0.00	2,203,641.92	0.00	2,044,358.08	0.00	0.00
Other General Services - ICT Services	5021299001	115,000.00	0.00	115,000.00	115,000.00	0.00	0.00	0.00	115,000.00	0.00	0.00	0.00	0.00	0.00	0.00	0.00	0.00	0.00	0.00	0.00	115,000.00	0.00	0.00
Other General Services	5021299099	10,000.00	0.00	10,000.00	10,000.00	0.00	0.00	0.00	10,000.00	0.00	0.00	0.00	0.00	0.00	0.00	0.00	0.00	0.00	0.00	0.00	10,000.00	0.00	0.00
Repairs and Maintenance	5021300000	4,448,000.00	0.00	4,448,000.00	4,448,000.00	0.00	0.00	0.00	4,448,000.00	529,571.95	611,282.45	202,406.00	0.00	1,343,260.40	529,571.95	518,879.45	259,853.00	0.00	1,308,404.40	0.00	3,104,739.60	0.00	34,856.00
Buildings	5021304001	783,000.00	0.00	783,000.00	783,000.00	0.00	0.00	0.00	783,000.00	146,238.20	18,217.00	7,320.00	0.00	171,775.20	146,238.20	5,572.00	13,605.00	0.00	165,415.20	0.00	611,224.80	0.00	6,360.00
Office Equipment	5021309002	1,440,000.00	0.00	1,440,000.00	1,440,000.00	0.00	0.00	0.00	1,440,000.00	3,504.82	89,464.62	27,821.00	0.00	120,590.44	3,504.82	77,455.62	27,821.00	0.00	108,581.44	0.00	1,319,409.56	0.00	12,009.00
Motor Vehicles	5021306001	2,225,000.00	0.00	2,225,000.00	2,225,000.00	0.00	0.00	0.00	2,225,000.00	379,828.93	503,600.83	167,465.00	0.00	1,050,894.76	379,828.93	435,851.83	218,727.00	0.00	1,034,407.76	0.00	1,174,105.24	0.00	16,487.00
Taxes, Insurance Premiums and Other Fees	5021500000	742,000.00	0.00	742,000.00	742,000.00	0.00	0.00	0.00	742,000.00	129,960.59	131,759.46	103,671.27	0.00	365,391.32	129,960.59	131,759.46	103,671.27	0.00	365,391.32	0.00	376,608.68	0.00	0.00
Taxes, Duties and Licenses	5021501001	174,000.00	0.00	174,000.00	174,000.00	0.00	0.00	0.00	174,000.00	4,458.12	31,486.84	5,109.68	0.00	41,054.64	4,458.12	31,486.84	5,109.68	0.00	41,054.64	0.00	132,945.36	0.00	0.00

Department: Presidential Communications Operations Office (PCOO)
Agency: Presidential Communications Operations Office (Proper)
Operating Unit: < not applicable >
Organization Code: 25 001 0000000
Fund Cluster: 01 Regular Agency Fund

X	Current Year Appropriations
X	Supplemental Appropriations
	Continuing Appropriations

(e.g. UACS Fund Cluster: 01-Regular Agency Fund, 02-Foreign Assisted Projects Fund, 03-Special Account-Locally Funded/Domestic Grants Fund, and 04-Special Account-Foreign Assisted/Foreign Grants Fund)

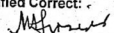
Particulars	UACS CODE	Appropriations			Allotments					Obligations					Disbursements					Balances			
		Authorized Appropriations	Adjustments (Transfer To/From, Modifications/ Augmentations)	Adjusted Appropriations	Allotments Received	Adjustments (Reductions, Modifications/ Augmentations)	Transfer To	Transfer From	Adjusted Allotments	1st Quarter Ending March 31	2nd Quarter Ending June 30	3rd Quarter Ending Sept. 30	4th Quarter Ending Dec. 31	TOTAL	1st Quarter Ending March 31	2nd Quarter Ending June 30	3rd Quarter Ending Sept. 30	4th Quarter Ending Dec. 31	TOTAL	Unreleased Appropriations	Unobligated Allotments	Unpaid Obligations (15-20)=(23+24)	
																						Due and Demandable	Not Yet Due and Demandable
1	2	3	4	5=(3+4)	6	7	8	9	10=[(6+(-)7)-8+9]	11	12	13	14	15=(11+12+13+14)	16	17	18	19	20=(16+17+18+19)	21=(5-10)	22=(10-15)	23	24
Fidelity Bond Premiums	5021502000	250,000.00	0.00	250,000.00	250,000.00	0.00	0.00	0.00	250,000.00	105,000.00	22,500.00	30,000.00	0.00	157,500.00	105,000.00	22,500.00	30,000.00	0.00	157,500.00	0.00	92,500.00	0.00	0.00
Insurance Expenses	5021503000	318,000.00	0.00	318,000.00	318,000.00	0.00	0.00	0.00	318,000.00	20,502.47	77,772.62	68,561.59	0.00	166,836.68	20,502.47	77,772.62	68,561.59	0.00	166,836.68	0.00	151,163.32	0.00	0.00
Other Maintenance and Operating Expenses	5029900000	113,297,000.00	0.00	113,297,000.00	113,297,000.00	0.00	0.00	0.00	113,297,000.00	13,796,843.08	22,140,268.58	18,160,021.33	0.00	54,097,132.99	13,200,306.79	14,714,332.99	17,860,228.74	0.00	45,794,868.52	0.00	59,199,867.01	0.00	6,302,264.47
Advertising Expenses	5029901000	4,068,000.00	0.00	4,068,000.00	4,068,000.00	0.00	0.00	0.00	4,068,000.00	0.00	1,250.00	0.00	0.00	1,250.00	0.00	1,250.00	0.00	0.00	1,250.00	0.00	4,066,750.00	0.00	0.00
Printing and Publication Expenses	5029902000	2,000,000.00	0.00	2,000,000.00	2,000,000.00	0.00	0.00	0.00	2,000,000.00	0.00	0.00	0.00	0.00	0.00	0.00	0.00	0.00	0.00	0.00	0.00	2,000,000.00	0.00	0.00
Representation Expenses	5029903000	15,110,000.00	0.00	15,110,000.00	15,110,000.00	0.00	0.00	0.00	15,110,000.00	1,959,375.45	3,669,338.13	3,154,289.19	0.00	8,783,000.77	1,903,235.45	1,963,413.12	3,649,261.16	0.00	7,515,909.73	0.00	6,326,999.23	0.00	1,267,091.04
Transportation and Delivery Expenses	5029904000	218,000.00	0.00	218,000.00	218,000.00	0.00	0.00	0.00	218,000.00	10,049.00	55,252.00	0.00	0.00	65,301.00	10,049.00	5,252.00	50,000.00	0.00	65,301.00	0.00	152,699.00	0.00	0.00
Rents - Building and Structures	5029905001	10,842,000.00	0.00	10,842,000.00	10,842,000.00	0.00	0.00	0.00	10,842,000.00	611,784.80	3,273,907.50	1,165,147.42	0.00	5,050,839.72	486,324.80	1,229,562.50	1,283,787.38	0.00	2,999,674.68	0.00	5,791,160.26	0.00	2,051,165.04
Other Subscription Expenses	5029907099	5,864,000.00	0.00	5,864,000.00	5,864,000.00	0.00	0.00	0.00	5,864,000.00	159,194.50	293,795.00	212,799.00	0.00	665,788.50	159,194.50	108,810.00	293,501.00	0.00	561,505.50	0.00	5,198,211.50	0.00	104,283.00
Other Maintenance and Operating Expenses	5029999099	75,195,000.00	0.00	75,195,000.00	75,195,000.00	0.00	0.00	0.00	75,195,000.00	11,056,439.33	14,846,727.95	13,627,785.72	0.00	39,530,953.00	10,641,503.04	11,406,045.37	12,603,679.20	0.00	34,651,227.61	0.00	35,664,047.00	0.00	4,679,725.39
Capital Outlays		24,164,000.00	0.00	24,164,000.00	24,164,000.00	0.00	0.00	0.00	24,164,000.00	0.00	0.00	0.00	0.00	0.00	0.00	0.00	0.00	0.00	0.00	0.00	24,164,000.00	0.00	0.00
Property, Plant and Equipment Outlay	5060400000	20,072,000.00	0.00	20,072,000.00	20,072,000.00	0.00	0.00	0.00	20,072,000.00	0.00	0.00	0.00	0.00	0.00	0.00	0.00	0.00	0.00	0.00	0.00	20,072,000.00	0.00	0.00
Communication Networks	5060403006	7,564,000.00	0.00	7,564,000.00	7,564,000.00	0.00	0.00	0.00	7,564,000.00	0.00	0.00	0.00	0.00	0.00	0.00	0.00	0.00	0.00	0.00	0.00	7,564,000.00	0.00	0.00
Information and Communication Technology	5060405003	12,278,000.00	0.00	12,278,000.00	12,278,000.00	0.00	0.00	0.00	12,278,000.00	0.00	0.00	0.00	0.00	0.00	0.00	0.00	0.00	0.00	0.00	0.00	12,278,000.00	0.00	0.00
Communication Equipment	5060405007	230,000.00	0.00	230,000.00	230,000.00	0.00	0.00	0.00	230,000.00	0.00	0.00	0.00	0.00	0.00	0.00	0.00	0.00	0.00	0.00	0.00	230,000.00	0.00	0.00
Intangible Assets Outlay	5060800000	4,092,000.00	0.00	4,092,000.00	4,092,000.00	0.00	0.00	0.00	4,092,000.00	0.00	0.00	0.00	0.00	0.00	0.00	0.00	0.00	0.00	0.00	0.00	4,092,000.00	0.00	0.00
Computer Software	5060602000	4,092,000.00	0.00	4,092,000.00	4,092,000.00	0.00	0.00	0.00	4,092,000.00	0.00	0.00	0.00	0.00	0.00	0.00	0.00	0.00	0.00	0.00	0.00	4,092,000.00	0.00	0.00
B. AUTOMATIC APPROPRIATIONS		6,021,000.00	4,518,268.00	10,539,268.00	10,539,268.00	0.00	0.00	0.00	10,539,268.00	2,083,303.24	3,406,175.01	2,483,650.28	0.00	7,973,128.53	2,083,303.24	2,136,180.70	2,827,435.37	0.00	7,046,919.31	0.00	2,566,139.47	0.00	926,209.22
Retirement and Life Insurance Premiums		6,021,000.00	4,518,268.00	10,539,268.00	10,539,268.00	0.00	0.00	0.00	10,539,268.00	2,083,303.24	3,406,175.01	2,483,650.28	0.00	7,973,128.53	2,083,303.24	2,136,180.70	2,827,435.37	0.00	7,046,919.31	0.00	2,566,139.47	0.00	926,209.22
C. SPECIAL PURPOSE FUNDS		0.00	37,196,016.00	37,196,016.00	0.00	37,196,016.00	0.00	0.00	37,196,016.00	1,382,331.30	0.00	7,548,727.66	0.00	8,931,058.96	1,382,331.30	0.00	5,435,659.89	0.00	6,817,991.19	0.00	28,264,957.04	0.00	2,113,067.77
Miscellaneous Personnel Benefits Fund		0.00	36,845,651.00	36,845,651.00	0.00	36,845,651.00	0.00	0.00	36,845,651.00	1,382,331.30	0.00	7,198,363.37	0.00	8,580,694.67	1,382,331.30	0.00	5,334,009.46	0.00	6,716,340.76	0.00	28,264,956.33	0.00	1,864,353.91
Other Compensation	5010200000	0.00	1,382,332.00	1,382,332.00	0.00	1,382,332.00	0.00	0.00	1,382,332.00	1,382,331.30	0.00	0.00	0.00	1,382,331.30	1,382,331.30	0.00	0.00	0.00	1,382,331.30	0.00	0.70	0.00	0.00
Performance Based Bonus - Civilian	5010299014	0.00	1,382,332.00	1,382,332.00	0.00	1,382,332.00	0.00	0.00	1,382,332.00	1,382,331.30	0.00	0.00	0.00	1,382,331.30	1,382,331.30	0.00	0.00	0.00	1,382,331.30	0.00	0.70	0.00	0.00
Other Personnel Benefits	5010400000	0.00	35,463,319.00	35,463,319.00	0.00	35,463,319.00	0.00	0.00	35,463,319.00	0.00	0.00	7,198,363.37	0.00	7,198,363.37	0.00	0.00	5,334,009.46	0.00	5,334,009.46	0.00	28,264,955.63	0.00	1,864,353.91
Lump-sum for Filling of Positions - Civilian	5010499007	0.00	35,463,319.00	35,463,319.00	0.00	35,463,319.00	0.00	0.00	35,463,319.00	0.00	0.00	7,198,363.37	0.00	7,198,363.37	0.00	0.00	5,334,009.46	0.00	5,334,009.46	0.00	28,264,955.63	0.00	1,864,353.91
Pension and Gratuity Fund		0.00	350,365.00	350,365.00	0.00	350,365.00	0.00	0.00	350,365.00	0.00	0.00	350,364.29	0.00	350,364.29	0.00	0.00	101,650.43	0.00	101,650.43	0.00	0.71	0.00	248,713.86
Other Personnel Benefits	5010400000	0.00	350,365.00	350,365.00	0.00	350,365.00	0.00	0.00	350,365.00	0.00	0.00	350,364.29	0.00	350,364.29	0.00	0.00	101,650.43	0.00	101,650.43	0.00	0.71	0.00	248,713.86
Terminal Leave Benefits - Civilian	5010403001	0.00	350,365.00	350,365.00	0.00	350,365.00	0.00	0.00	350,365.00	0.00	0.00	350,364.29	0.00	350,364.29	0.00	0.00	101,650.43	0.00	101,650.43	0.00	0.71	0.00	248,713.86

Department: Presidential Communications Operations Office (PCOO)
Agency: Presidential Communications Operations Office (Proper)
Operating Unit: < not applicable >
Organization Code: 25 001 0000000
Fund Cluster: 01 Regular Agency Fund

X	Current Year Appropriations
X	Supplemental Appropriations
	Continuing Appropriations

(e.g. UACS Fund Cluster: 01-Regular Agency Fund, 02-Foreign Assisted Projects Fund, 03-Special Account-Locally Funded/Domestic Grants Fund, and 04-Special Account-Foreign Assisted/Foreign Grants Fund)


04-Special Account-Locally Funded/Domestic Grants Fund, and 04-Special Account-Foreign Assisted/Foreign Grants Fund)																									
Particulars	UACS CODE	Appropriations					Allotments					Obligations					Disbursements					Balances			
		Authorized Appropriations	Adjustments (Transfer To/From, Modifications/ Augmentations)	Adjusted Appropriations	Allotments Received	Adjustments (Reductions, Modifications/ Augmentations)	Transfer To	Transfer From	Adjusted Allotments	1st Quarter Ending March 31	2nd Quarter Ending June 30	3rd Quarter Ending Sept. 30	4th Quarter Ending Dec. 31	TOTAL	1st Quarter Ending March 31	2nd Quarter Ending June 30	3rd Quarter Ending Sept. 30	4th Quarter Ending Dec. 31	TOTAL	Unreleased Appropriations	Unobligated Allotments	Unpaid Obligations (15-20)+(23+24)			
																						Due and Demandable	Not Yet Due and Demandable		
1	2	3	4	5=(3+4)	6	7	8	9	10=[(8+(-)7)+8+9]	11	12	13	14	15=(11+12+13+14)	16	17	18	19	20=(16+17+18+19)	21=(5-10)	22=(10-15)	23	24		
GRAND TOTAL		399,898,000.00	41,714,284.00	441,412,284.00	403,819,268.00	37,195,016.00	0.00	0.00	441,015,284.00	61,799,834.54	99,090,716.03	92,841,060.90	0.00	253,731,411.47	60,960,749.82	67,531,495.56	92,896,157.78	0.00	221,388,403.16	397,000.00	187,283,872.53	0.00	32,343,008.31		

Certified Correct: 

MA. ALMA A. FRANCISCO

Chief Administrative Officer (Budget Officer V)

Date:

Certified Correct: 

MA. TERESA L. UBAS

Chief Accountant


Date:

Recommending Approval: 

EUGENE A. EASLE

Director III for Finance

Date:

Approved By: 

GEORGE A. APACIBLE

Undersecretary for Good Governance, GOCCs, and Finance

Date:

STATEMENT OF APPROPRIATIONS, ALLOTMENTS, OBLIGATIONS, DISBURSEMENTS AND BALANCES

As at the Quarter Ending September 30, 2019

Department: Presidential Communications Operations Office (PCOO)
 Agency/Entity: Presidential Communications Operations Office (Proper)
 Operating Unit: < not applicable >
 Organization Code: 25 001 0000000
 Fund Cluster: 01 Regular Agency Fund

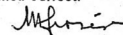
X

Continuing Appropriations

(e.g. UACS Fund Cluster: 01-Regular Agency Fund, 02-Foreign Assisted Projects Fund, 03-Special Account-Locally Funded/Domestic Grants Fund, and 04-Special Account-Foreign Assisted/Foreign Grants Fund)

Particulars	UACS CODE	Appropriations			Allotments					Obligations					Disbursements					Balances			
		Authorized Appropriations	Adjustments (Transfer To/From, Modifications/ Augmentations)	Adjusted Appropriations	Allotments Received	Adjustments (Reductions, Modifications/ Augmentations)	Transfer To	Transfer From	Adjusted Allotments	1st Quarter Ending March 31	2nd Quarter Ending June 30	3rd Quarter Ending Sept. 30	4th Quarter Ending Dec. 31	TOTAL	1st Quarter Ending March 31	2nd Quarter Ending June 30	3rd Quarter Ending Sept. 30	4th Quarter Ending Dec. 31	TOTAL	Unreleased Appropriations	Unobligated Allotments	Unpaid Obligations (15-20)=(23+24)	
																						Due and Demandable	Not Yet Due and Demandable
1	2	3	4	5=(3+4)	6	7	8	9	10=[(8+(-)7)-8+9]	11	12	13	14	15=(11+12+13+14)	16	17	18	19	20=(16+17+18+19)	21=(5-10)	22=(10-15)	23	24
SUMMARY		1,052,003.00	0.00	1,052,003.00	0.00	1,052,003.00	0.00	0.00	1,052,003.00	401,525.00	0.00	289,685.00	0.00	691,210.00	401,525.00	0.00	242,495.00	0.00	644,020.00	0.00	360,793.00	0.00	47,190.00
I. CONTINUING APPROPRIATIONS		1,052,003.00	0.00	1,052,003.00	0.00	1,052,003.00	0.00	0.00	1,052,003.00	401,525.00	0.00	289,685.00	0.00	691,210.00	401,525.00	0.00	242,495.00	0.00	644,020.00	0.00	360,793.00	0.00	47,190.00
Maintenance and Other Operating Expenses		0.00	0.00	0.00	0.00	0.00	0.00	0.00	0.00	0.00	0.00	0.00	0.00	0.00	0.00	0.00	0.00	0.00	0.00	0.00	0.00	0.00	0.00
Training and Scholarship Expenses		0.00	0.00	0.00	0.00	0.00	0.00	0.00	0.00	0.00	0.00	0.00	0.00	0.00	0.00	0.00	0.00	0.00	0.00	0.00	0.00	0.00	0.00
Training Expenses	5020201002	0.00	0.00	0.00	0.00	0.00	0.00	0.00	0.00	0.00	0.00	0.00	0.00	0.00	0.00	0.00	0.00	0.00	0.00	0.00	0.00	0.00	0.00
Financial Assistance/Subsidy		0.00	0.00	0.00	0.00	0.00	0.00	0.00	0.00	0.00	0.00	0.00	0.00	0.00	0.00	0.00	0.00	0.00	0.00	0.00	0.00	0.00	0.00
Subsidy to Operating Units	5021408000	0.00	0.00	0.00	0.00	0.00	0.00	0.00	0.00	0.00	0.00	0.00	0.00	0.00	0.00	0.00	0.00	0.00	0.00	0.00	0.00	0.00	0.00
Capital Outlays		1,052,003.00	0.00	1,052,003.00	0.00	1,052,003.00	0.00	0.00	1,052,003.00	401,525.00	0.00	289,685.00	0.00	691,210.00	401,525.00	0.00	242,495.00	0.00	644,020.00	0.00	360,793.00	0.00	47,190.00
Property, Plant and Equipment Outlay		1,052,003.00	0.00	1,052,003.00	0.00	1,052,003.00	0.00	0.00	1,052,003.00	401,525.00	0.00	289,685.00	0.00	691,210.00	401,525.00	0.00	242,495.00	0.00	644,020.00	0.00	360,793.00	0.00	47,190.00
Other Machinery and Equipment	5060405099	1,052,003.00	0.00	1,052,003.00	0.00	1,052,003.00	0.00	0.00	1,052,003.00	401,525.00	0.00	289,685.00	0.00	691,210.00	401,525.00	0.00	242,495.00	0.00	644,020.00	0.00	360,793.00	0.00	47,190.00
GRAND TOTAL		1,052,003.00	0.00	1,052,003.00	0.00	1,052,003.00	0.00	0.00	1,052,003.00	401,525.00	0.00	289,685.00	0.00	691,210.00	401,525.00	0.00	242,495.00	0.00	644,020.00	0.00	360,793.00	0.00	47,190.00


Certified Correct:


 MA ALMA A. FRANCISCO

Chief Administrative Officer (Budget Officer V)

Date:


Certified Correct:


 MA TERESA L. UBAS

Chief Accountant

Date:

Recommending Approval:


 EUGENE A. EARLE

Director III for Finance

Date:

Approved By:


 GEORGE A. APACIBLE

Undersecretary for Good Governance, GOCCs and Finance

Date: