

QUARTERLY PHYSICAL REPORT OF OPERATION
As of the quarter ending June 30, 2019

Department : PRESIDENTIAL COMMUNICATIONS OPERATIONS OFFICE (PCOO)
 Agency : Presidential Communications Operations Officer - Proper
 Operating Units : _____
 Organization Code (UACS) : _____

X	Current Year Appropriations
	Supplemental Appropriations
	Continuing Appropriations
	Off-Budget Account

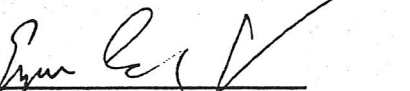
Particulars	Physical Targets					Physical Accomplishments						Variance as of June 30, 2019	Remarks
	UACS CODE	1st Quarter	2nd Quarter	3rd Quarter	4th Quarter	Total*	1st Quarter	2nd Quarter	3rd Quarter	4th Quarter	Total*		
1	2	3	4	5	6	7=(3+4+5+6)	8	9	10	11	12=(8+9+10+11)		
1. MFO 1 Media Operations Services													
OUTCOME INDICATORS													
1. Percentage of news and photo releases used by selected printed media		91%	92%			92%	100%	100%			100%	8%	
OUTPUT INDICATORS:													
1. Number of news and photo releases disseminated		975	1025			2000	1041	1382			2423	423	
2. Percentage of Presidential events and visits provided with coverage arrangements		100%	100%			100%	100%	100%			100%	0%	


	Physical Targets					Physical Accomplishments						Variance as of June 30, 2019	Remarks
Particulars	UACS CODE	1st Quarter	2nd Quarter	3rd Quarter	4th Quarter	Total*	1st Quarter	2nd Quarter	3rd Quarter	4th Quarter	Total*		
1	2	3	4	5	6	7=(3+4+5+6)	8	9	10	11	12=(8+9+10+11)		
B. Support to Operations (STO) Office of the Undersecretary for Office of Legal Affairs Indicator: 1. %age of recommended actions adopted by the Secretary and other clients 2. %age of legal opinions and outputs released within the prescribed period EDP Division & New Media Services Indicator: 1. %age of the posts that have likes and shares/visitors 2. %age of presidential news releases posted in the PCOO website within an hour after the event													
		100%	100%			100%	100%	100%			100%	0%	
		100%	100%			100%	100%	100%			100%	0%	
		100%	100%			100%	100%	100%			100%	0%	
		100%	100%			100%	100%	100%			100%	0%	

	Physical Targets					Physical Accomplishments						Variance as of June 30, 2019	Remarks
Particulars	UACS CODE	1st Quarter	2nd Quarter	3rd Quarter	4th Quarter	Total*	1st Quarter	2nd Quarter	3rd Quarter	4th Quarter	Total*		
1	2	3	4	5	6	7=(3+4+5+6)	8	9	10	11	12=(8+9+10+11)		
C. General Administration and Support Services (GASS) Office of the Secretary, Undersecretaries for Operations, Special Concerns and Administration and Finance Indicator: 1. %age of actual external/internal stakeholder's concerns approximately responded to 2. %age of actual external/internal stakeholder's concerns approximately responded to within 5 working days upon receipt or within the prescribed deadline Administrative Service Indicator: 1. Satisfaction rate by PCOO Proper operating units of the administrative and logistic services provided 2. On time delivery of administrative and logistic services provided													
		90%	90%			90%	100%	80%			90%	0%	
		90%	90%			90%	100%	73%			87%	-3%	
		95%	95%			95%	95%	81%			88%	-7%	
		95%	95%			95%	95%	82%			89%	-6%	


Particulars	UACS CODE	Physical Targets					Physical Accomplishments					Variance as of June 30, 2019	Remarks
		1st Quarter	2nd Quarter	3rd Quarter	4th Quarter	Total*	1st Quarter	2nd Quarter	3rd Quarter	4th Quarter	Total*		
1	2	3	4	5	6	7=(3+4+5+6)	8	9	10	11	12=(8+9+10+11)		
Finance and Management Service													
Indicator:													
P1 1. Budget Utilization rate													
a) Obligations BUR		100%	100%			100%	98%	100%			99%	-1%	
b) Disbursements BUR		100%	100%			100%	93%	69%			81%	-19%	
P1 2: Compliance to COA Reporting Requirements within the mandated time													
a) Financial Statements		100%	100%			100%	95%	95%			95%	0%	
b) Report on Ageing of Cash Advances		100%	100%			100%	90%	95%			93%	-7%	

Prepared by:


 EUGENE A. EARLE, JR.
 Director III


 MA. ALMA A. FRANCISCO
 Chief Administrative Officer
 Budget Officer V

Approved by:


 GEORGE A. APACIBLE
 Undersecretary for
 Finance