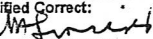
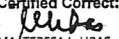




x	Current Year Appropriations
	Supplemental Appropriations
	Continuing Appropriations

(e.g. UACS Fund Cluster: 01-Regular Agency Fund, 02-Foreign Assisted Projects Fund, 03-Special Account-Locally Funded/Domestic Grants Fund, and 04-Special Account-Foreign Assisted/Foreign Grants Fund)

Particulars	UACS CODE	Appropriations			Allotments					Current Year Obligations			Current Year Disbursements			Balances			
		Authorized Appropriation	Adjustments (Transfer To/From/ Modifications/ Augmentations)	Adjusted Appropriations	Allotments Received	Adjustments (Reductions, Modifications/ Augmentations)	Transfer To	Transfer From	Adjusted Allotments	1st Semester			1st Semester			Unreleased Appropriations	Unobligated Allotment	Unpaid Obligations	
										Ending Mar. 31	Ending Jun. 30	Total	Ending Mar. 31	Ending Jun. 30	Total			Due and Demandable	Not Yet Due and Demandable
1	2	3	4	5=(3+4)	6	7	8	9	10=[(6+(-)7 -8+9]	14 = (11+12+13)	17 = (15+16)	18= (14+17)	22 = (19+20+21)	25 = (23+24)	26= (22+25)	27=(5-10)	28=(10-18)	29=(18-26)	30
I. Agency Specific Budget																			
General Administration and Support	1 00 000000000000	101,701,000.00		101,701,000.00	101,304,000.00				101,304,000.00	20,781,964.50	40,488,415.22	61,270,379.72	23,027,148.19	28,912,308.17	51,939,456.36	397,000.00	40,033,620.28	9,330,923.36	
General Administration and Supervision	1 00 000100001000																		
PS		68,328,000.00		68,328,000.00	67,931,000.00				67,931,000.00	16,581,525.71	34,472,623.18	51,054,148.89	18,929,959.40	24,485,114.16	43,415,073.56	397,000.00	16,876,851.11	7,639,075.33	
MOOE		32,349,000.00		32,349,000.00	32,349,000.00				32,349,000.00	4,200,438.79	6,015,792.04	10,216,230.83	4,097,188.79	4,427,194.01	8,524,382.80		22,132,769.17	1,691,848.03	
Fin Exp.(if applicable)																			
CO		1,024,000.00		1,024,000.00	1,024,000.00				1,024,000.00								1,024,000.00		
Support to Operations	2 00 000000000000																		
PAP	2 00 010000000000																		
PS																			
MOOE																			
Fin Exp.(if applicable)																			
CO																			
Operations	3 00 000000000000	291,976,000.00		291,976,000.00	253,266,000.00				253,266,000.00	37,552,035.50	55,237,965.28	92,790,000.78	34,832,576.33	37,729,026.75	72,561,603.08	38,710,000.00	160,475,999.22	20,228,397.70	
OO - Public access, engagement and understanding of Presidential policies and government programs achieved																			
Program 1 - PRESIDENTIAL	3 10 10 0000000000									37,552,035.50	55,237,965.28	92,790,000.78	34,832,576.33	37,729,026.75	72,561,603.08	38,710,000.00	160,475,999.22	20,228,397.70	
COMMUNICATIONS PROGRAM																			
Activity - Formulation, coordination and implementation of integrated public information plans and programs	3 10 10 0100001000									37,552,035.50	55,237,965.28	92,790,000.78	34,832,576.33	37,729,026.75	72,561,603.08	38,710,000.00	160,475,999.22	20,228,397.70	
PS		851,000.00		851,000.00	851,000.00				851,000.00	177,951.48	234,395.76	412,347.24	177,241.11	234,154.21	411,395.32		438,652.76	951.92	
MOOE		267,985,000.00		267,985,000.00	229,275,000.00				229,275,000.00	37,374,084.02	55,003,569.52	92,377,653.54	34,655,335.22	37,494,872.54	72,150,207.76	38,710,000.00	136,897,346.46	20,227,445.78	
Fin Exp.(if applicable)																			
CO		23,140,000.00		23,140,000.00	23,140,000.00				23,140,000.00								23,140,000.00		
Sub-Total, Agency Specific Budget		393,677,000.00		393,677,000.00	354,570,000.00				354,570,000.00	58,334,000.00	95,726,380.50	154,060,380.50	57,859,724.52	66,641,334.92	124,501,059.44	39,107,000.00	200,509,819.50	29,559,321.08	
PS		69,179,000.00		69,179,000.00	68,782,000.00				68,782,000.00	16,759,477.19	34,707,018.94	51,466,496.13	19,107,200.51	24,719,268.37	43,826,468.88	397,000.00	17,315,503.87	7,640,027.25	
MOOE		300,334,000.00		300,334,000.00	261,624,000.00				261,624,000.00	41,574,522.81	61,019,361.56	102,593,884.37	38,752,524.01	41,922,066.55	80,674,590.56	38,710,000.00	159,030,115.63	21,919,293.81	
Fin Exp.(if applicable)																			
CO		24,164,000.00		24,164,000.00	24,164,000.00				24,164,000.00								24,164,000.00		
II. Automatic Appropriations																			
RLIP	1 04 102	6,021,000.00		6,021,000.00	6,021,000.00				6,021,000.00	2,083,303.24	3,406,175.01	5,489,478.25	2,083,303.24	2,136,180.70	4,219,483.94		531,521.75	1,269,994.31	
Special Account in the General Fund (Please specify)		6,021,000.00		6,021,000.00	6,021,000.00				6,021,000.00	2,083,303.24	3,406,175.01	5,489,478.25	2,083,303.24	2,136,180.70	4,219,483.94		531,521.75	1,269,994.31	
Sub-Total, Automatic Appropriations		6,021,000.00		6,021,000.00	6,021,000.00				6,021,000.00	2,083,303.24	3,406,175.01	5,489,478.25	2,083,303.24	2,136,180.70	4,219,483.94		531,521.75	1,269,994.31	
PS																			
MOOE																			
Fin Exp.(if applicable)																			
CO																			

Particulars	UACS CODE	Appropriations			Allotments					Current Year Obligations			Current Year Disbursements			Balances			
		Authorized Appropriation	Adjustments (Transfer To/From/ Modifications/ Augmentations)	Adjusted Appropriations	Allotments Received	Adjustments (Reductions, Modifications/ Augmentations)	Transfer To	Transfer From	Adjusted Allotments	1st Semester			1st Semester			Unreleased Appropriations	Unobligated Allotment	Unpaid Obligations	
										Ending Mar. 31	Ending Jun. 30	Total	Ending Mar. 31	Ending Jun. 30	Total			Due and Demandable	Not Yet Due and Demandable
1	2	3	4	5=(3+4)	6	7	8	9	10=[(6+(-)7)-8+9]	14 = (11+12+13)	17 = (15+16)	18= (14+17)	22 = (19+20+21)	25 = (23+24)	26= (22+25)	27=(5-10)	28=(10-18)	29=(18-26)	30
III. Special Purpose Fund (Please specify) MPBF-PS: SARO-BMS-C-19-0000032 PGF-PS (Pension Benefits)	1 01 406 1 01 407	1,382,332.00		1,382,332.00	1,382,332.00				1,382,332.00	1,382,331.30		1,382,331.30	1,382,331.30		1,382,331.30		0.70		
		1,382,332.00		1,382,332.00	1,382,332.00				1,382,332.00	1,382,331.30		1,382,331.30	1,382,331.30		1,382,331.30		0.70		
									-	1,382,331.30		1,382,331.30	1,382,331.30		1,382,331.30		0.70		
									-	1,382,331.30		1,382,331.30	1,382,331.30		1,382,331.30		0.70		
Sub-Total, Special Purpose Fund																			
PS																			
MOOE																			
Fin Exp.(if applicable)																			
CO																			
PRIOR YEAR BUDGET (CONTINUING APPROPRIATION)	50604050 03	1,052,003.00			1,052,003.00				1,052,003.00	401,525.00		401,525.00	401,525.00		401,525.00		650,478.00		
Capital Outlays																	650,478.00		
Machinery and Equipment Outlay		1,052,003.00			1,052,003.00				1,052,003.00	401,525.00		401,525.00	401,525.00		401,525.00		650,478.00		
GRAND TOTAL		402,132,335.00		402,132,335.00	363,025,335.00				363,025,335.00	62,201,159.54	99,132,555.51	161,333,715.05	61,726,884.06	68,777,515.62	130,504,399.68	39,107,000.00	201,691,619.95	30,829,315.37	
PS		75,582,332.00		75,582,332.00	76,185,332.00				76,185,332.00	20,225,111.73	38,113,193.95	58,338,305.68	22,572,835.05	26,855,449.07	49,428,284.12	397,000.00	17,847,026.32	8,910,021.56	
MOOE		300,334,000.00		300,334,000.00	261,624,000.00				261,624,000.00	41,574,522.81	61,019,361.56	102,593,884.37	38,752,524.01	41,922,066.55	80,674,590.56	38,710,000.00	159,030,115.63	21,919,293.81	
Fin Exp.(if applicable)			25,216,003.00	25,216,003.00				25,216,003.00	401,525.00		401,525.00	401,525.00		401,525.00		24,814,478.00			
CO		25,216,003.00			25,216,003.00														
Recapitulation by OO:		291,976,000.00		291,976,000.00	253,266,000.00				253,266,000.00	37,552,035.50	55,237,965.28	51,220,765.95	34,832,576.33	37,729,026.75	34,832,576.33	38,710,000.00	202,045,234.05	20,228,397.70	
Program 1 - PRESIDENTIAL COMMUNICATIONS PROGRAM		291,976,000.00		291,976,000.00	253,266,000.00				253,266,000.00	37,552,035.50	55,237,965.28	51,220,765.95	34,832,576.33	37,729,026.75	34,832,576.33	38,710,000.00	202,045,234.05	20,228,397.70	
OF WHICH: Major Programs/Projects																			
Program 1 - PRESIDENTIAL COMMUNICATIONS PROGRAM																			
Certified Correct:		Certified Correct:		Certified Correct:		Recommending Approval by:		Approved By:											
																			
MA. ALMA A. FRANCISCO		MA. TERESA L. UBAS		EUGENE A. EARLE JR.		GEORGE A. APACIBLE													
Chief Administrative Officer (Budget Officer V)		Chief Accountant		Director III for Finance		Undersecretary for Administrative and Finance													

* The Agency/Entry Central Office shall disclose the regional offices (Ros)/lower level operating units (Ous) which are not included in the consolidated report, in case not all Ros/lower level Ous submitted their reports for consolidation.